

3Q24 financial performance is compared with the quarterly average of 1H24 results, unless stated otherwise.

## Ongoing investment, delivering sustainable growth and strong returns

3Q24 has yielded strong results for the Group, while making substantial investments to modernise our operations to enable our growth strategy. We have delivered 3% revenue growth for the quarter, when compared with the quarterly average of the 2024 half year results. Our operating expenses increased by 11% in 3Q24, which is consistent with our strategy that involves a period of substantial, but prudent investment, to modernise our operations and better serve our customers. This investment will underpin our long-term growth and deliver sustainable returns.

Our 3Q24 Operating profit (earnings before impairments and one-off impacts) fell by 2%, against the 1H24 quarterly average. When compared to the same period last year, our 3Q24 Operating profit increased by 5%.

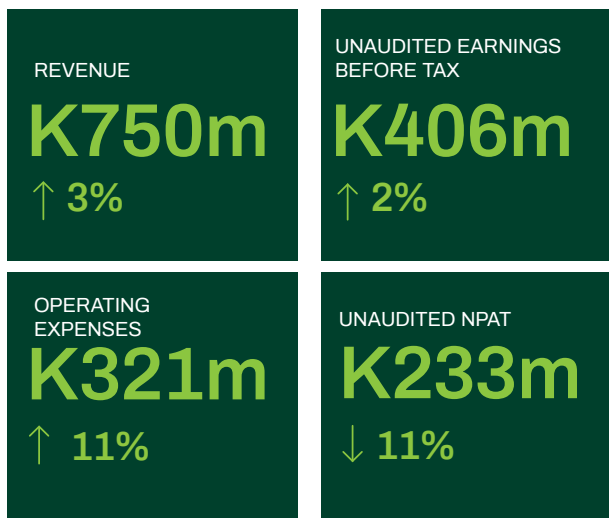
Our unaudited Underlying NPAT for 3Q24 was K233m, which is in line with the 1H24 quarterly average of K231m. Noting that our Group's 1H24 results were up a solid 8% on the 1H23. The 3Q24 Underlying NPAT also benefitted from a lower impairment charge, compared with the 1H24 quarterly average. Unaudited NPAT was down 11% in 3Q24, reflecting the positive one-off impacts in the first half.

Our strong capital position enables BSP to continue to invest in our modernisation program while at the same time growing our loan book. Our capital adequacy ratio at the end of 3Q24 was 24.2%, comfortably above regulatory requirements.

On behalf of the Board and our management, I want to thank our key stakeholders for their ongoing support of BSP, as well as our 4,600 staff for all their hard work and commitment to serving our customers over the third quarter in 2024.

**Mark T. Robinson, Chief Executive Officer**

### Key Highlights



### Operating Performance

Unaudited Earnings before tax for 3Q24 was K406m, up 2% on the first half averages. The key drivers include:

- A 3% increase in revenue, supported by greater activity in FX markets in the region, and a lift in fee income for the Group, which was partially offset by a 1% decline in the net interest income.
- An 11% increase in operating expenses, in line with our modernisation strategy. Key components of this increase were an increase in staff costs, as specialist roles were filled to deliver on our strategy, as well as increases in administration and premises costs.
- Given the above revenue and expenditure results, the Group's cost-to-income increased from 39.7% in the 1H24 to 42.8%.
- Impairment expenses were K20m lower in 3Q24 than the 1H24 quarterly average, owing to lower write-off's and improved recoveries.

The Group's 11% fall in unaudited NPAT in 3Q24, compared with the quarterly 1H24 average, was driven by the "one-off" positive impact in 2Q24 of the K95m additional company tax settlement that was partially offset by a K36m joint venture impairment.

### Volume (Kb)

(1H24 = 30-Jun and 3Q24 = 30-Sep)



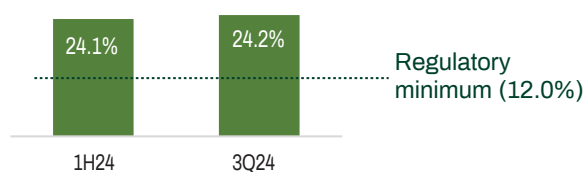
## Summary Financials

| PGK (millions)                  | 1Q24  | 2Q24  | 1H24<br>Qtr Avg | 3Q24  | Movement<br>3Q24 vs 1H24 avg |
|---------------------------------|-------|-------|-----------------|-------|------------------------------|
| Revenue                         | 714   | 745   | 729             | 750   | ▲ 3%                         |
| Net Interest Income             | 493   | 489   | 491             | 488   | ▼ 1%                         |
| FX Income                       | 116   | 143   | 130             | 148   | ▲ 14%                        |
| Fee Income                      | 87    | 98    | 92              | 100   | ▲ 9%                         |
| Insurance/Other Income          | 18    | 15    | 17              | 14    | ▼ 16%                        |
| Operating expenses <sup>1</sup> | (281) | (299) | (290)           | (321) | ▲ 11%                        |
| Operating profit                | 433   | 447   | 440             | 429   | ▼ 2%                         |
| Impairment expense              | (65)  | (19)  | (42)            | (23)  | ▼ 45%                        |
| Earnings before tax             | 368   | 428   | 398             | 406   | ▲ 2%                         |
| Tax                             | (155) | (180) | (167)           | (174) | ▲ 4%                         |
| Underlying NPAT                 | 214   | 248   | 231             | 233   | ▲ 1%                         |
| One-off impacts                 | -     | 59    | 30              | -     | -                            |
| NPAT                            | 214   | 307   | 260             | 233   | ▼ 11%                        |

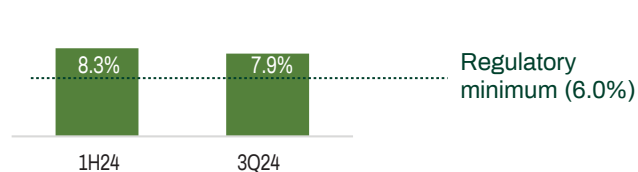
## Capital, Funding & Liquidity

(1H24 = 30-Jun and 3Q24 = 30-Sep)

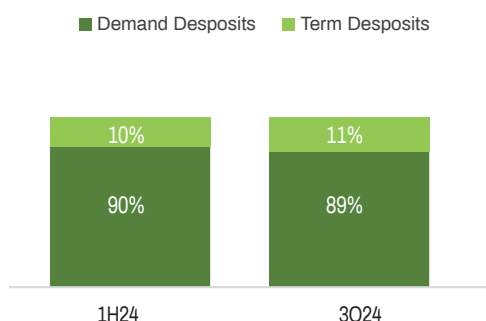
Capital Adequacy Ratio<sup>2</sup>



Leverage Capital Ratio<sup>3</sup>



Deposit Mix



- Deposits increased by 2.2%. The contribution of demand deposits to the deposit mix decreased to 89%, with term deposits accounting for the 11% balance.
- Capital Adequacy Ratio (CAR) in 3Q24 was 24.2%, 6bps above 1H24 CAR, mainly after taking into account the earnings for the quarter.
- Our Leverage Capital Ratio (LCR) in 3Q24 was 7.9%, 46bps lower than 1H24, mainly due to the K212m interim dividend payment for our 2024 first half results.
- Both the CAR and LCR remain well above minimum regulatory requirements.

## Footnotes

<sup>1</sup> Operating expenses excludes the one-off impact of the JV impairment in 2Q24 and the half-year averages.

<sup>2</sup> Capital Adequacy Ratio, based on Bank of Papua New Guinea prudential standards.

<sup>3</sup> Leverage Capital Ratio, based on Bank of Papua New Guinea prudential standards.

## For Further Information

### INVESTOR RELATIONS

Email: [Investor.Relations@bsp.com.pg](mailto:Investor.Relations@bsp.com.pg)

### PUBLIC RELATIONS

Email: [pr@bsp.com.pg](mailto:pr@bsp.com.pg)

### INVESTOR CENTRE

[www.bsp.com.pg/investor-relations](http://www.bsp.com.pg/investor-relations)

This announcement was authorised for release by BSP's Disclosure Committee.

---

## Disclaimer

NOT FOR PUBLICATION OR DISTRIBUTION, DIRECTLY OR INDIRECTLY, IN OR INTO THE UNITED STATES

This quarterly update has been prepared and issued by BSP Financial Group Limited (the "Company"), and may not be reproduced in whole or in part, nor any of its contents be disclosed to any other person without the prior written consent of the Company. This disclosure covers this information and any subsequent sharing and/or reprint of this information.

This announcement is provided by the Company for general information purposes only, without taking into account any recipient's personal objectives, financial situation or needs. It should not form the basis of or be relied on by the recipient in considering the merits of any particular transaction and does not purport to contain all of the information that an interested party may desire. This announcement does not purport to be all-inclusive or to contain all of the information that may be relevant to the announcement. This announcement is given in a summary form and does not purport to be complete.

It is not an offer to buy or sell, or a solicitation to invest in or refrain from investing in, any securities or other investment product. Nothing in this announcement constitutes investment, legal, tax, accounting or other advice, recipient must conduct their own independent investigations and where professional advice is required, the recipient is required to obtain the relevant professional advice. This announcement has not been filed, lodged, registered, reviewed or approved by any regulatory authority in any jurisdiction and recipients of this announcement should keep themselves informed of, and comply with and observe, all applicable legal and regulatory requirements.

The Company and its related bodies corporate and other affiliates, and their respective officers, employees, advisors, representatives, consultants and agents ("Relevant Parties") make no representation or warranty, expressed or implied, as to, and no reliance should be placed on, the fairness, accuracy, completeness, timeliness or reliability of the contents. To the maximum extent permitted by law, none of the Relevant Parties accept any liability (including, without limitation, any liability arising from fault of negligence on the part of any of them) for any loss whatsoever arising from the use of this presentation or its contents or otherwise arising in connection with it or as a result of any omission, inadequacy or inaccuracy herein.

This announcement may contain forward-looking statements, forecasts, estimates and projections ("Forward Statements"). No independent third party has reviewed the reasonableness of any such statements or assumptions. No representation or warranty is made that the assumptions on which the Forward Statements are based may be reasonable or accurate.

The recipient acknowledges that no person is intended to act or be responsible, implied or otherwise, to the recipient, its management, stockholders, creditors or any other person. By using this announcement the recipient expressly disclaims any fiduciary relationship with any person and agrees that the recipient is responsible for making its own independent judgements with respect to any transaction and any other matters regarding this announcement.

The Company is not authorised under the Banking Act 1959 (Cth) (the "Banking Act") and is not supervised by the Australian Prudential Regulation Authority. The Company's products are not covered by the depositor protection provisions in section 13A of the Banking Act and will not be covered by the financial claims scheme under Division 2AA of the Banking Act.