

First Quarter 2024 Trading Update

Q1 2024 financial performance is compared to Q1 2023 for a like-for-like comparison, unless stated otherwise.

Careful execution of strategic plans with focus on modernising for growth

“We have started 2024 in good shape, and our Q1 results demonstrate strong growth across the Group.

Our Q1 underlying earnings were up 9.6% compared with Q1 in 2023. While underlying earnings is our preferred measure of the health of our business, our impairments are still running ahead of expectations, which means our net profit fell by 2.3% in Q1 compared with the same quarter in 2023, to K214m. I also note that after a period of rapid growth in 2023, our Pacific Markets business growth slowed in Q1, mainly reflecting lower growth in tourist spending and foreign trade across the South Pacific.

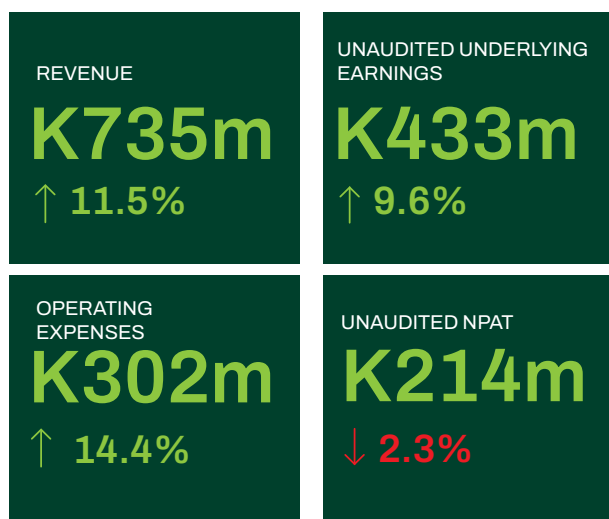
Meanwhile, our capital position remains strong, with our capital adequacy ratio in the mid 20% range, allowing us to invest in the business to deliver world class outcomes to our customers, as well as cushion the impact of economic challenges which inevitably emerge from time to time in our markets. Our return on equity remains above 20%, another feature of our business which helps us plan with confidence as we continue to focus on our customer experience, our investments in risk and compliance, and realise the benefits of our new core banking system.

Despite recent slowing growth in some of the South Pacific markets, the economic backdrop in our region remains robust, especially in PNG where there are opportunities arising from the heightened investment in major resource projects.

Finally, on behalf of the Board and our management, I want to thank our key stakeholders for their ongoing support of our Group, as well as our 4,600 staff for all their hard work and commitment to serving our customers over the first quarter in 2024”.

Mark T. Robinson, Chief Executive Officer

Key Highlights



Operating Performance

Unaudited NPAT for Q1-24 was K214m, a slight decline of 2.3% compared to the corresponding quarter in 2023. However, underlying earnings were up by 9.6% over this period. Key drivers include:

Strong growth in revenue, up 11.5%.

- Loan and deposit volumes recorded a solid growth of 10.3% and 9.6% respectively over the 12 months, contributing to a 9.8% increase in net interest income.
- FX income was up 20.8% on Q1-23, continuing the increasing trend in the second half of 2023. The uptick is reflective of higher trading volumes both in PNG and the Pacific Markets.

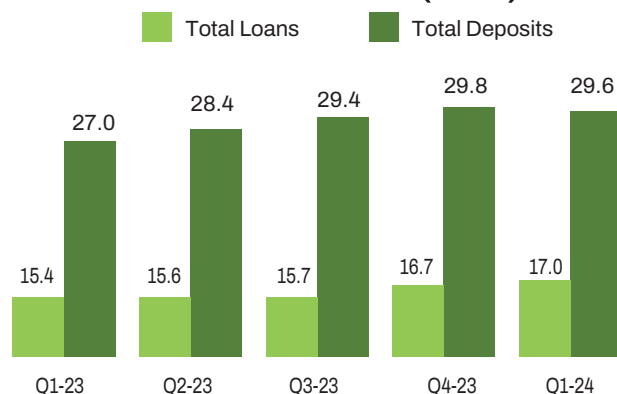
Operating expenses lifted by 14.4%.

- Channel expenses increased 22.8% compared to the prior comparative period, with associated increase in income driven by higher volumes.
- Excluding channel expenses, operating costs increased by 13.7%, driven by increased staff costs, mainly due to wages inflation across the region, an increase in computing expenses due to depreciation and maintenance expenses and continued investment in our modernisation program.

Impairment expenses for Q1-24 was K64.6m, a large increase compared to K14.0m for the same period last year. The key drivers were:

- A K27.0m provision taken up for an exposure that is fully secured, where we remain confident about its ultimate recovery in full.
- Total of K37.6m in recognised impairments connected with our retail lending, as we expect on a growing portfolio.

Volume (Kb)

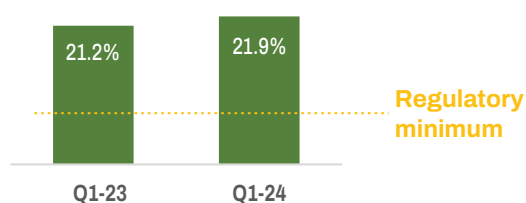


Summary Financials

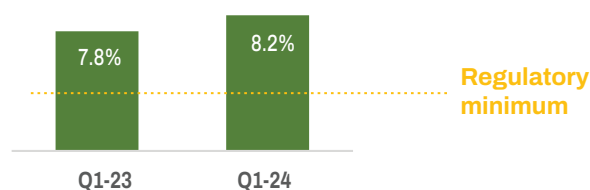
PGK (millions)	Q1-23 ¹	Q1-24	Movement Q1-23 vs Q1-24
Revenue	659	735	11.5%
Net Interest Income	449	493	9.8%
FX Income	96	116	20.8%
Fee Income	104	108	3.8%
Insurance/Other Income	10	18	80.0%
Operating expenses	264	302	14.4%
Operating profit	395	433	9.6%
Impairment expense	14	65	364.3%
Profit before tax	381	368	-3.4%
Tax	162	155	-4.3%
NPAT	219	214	-2.3%

Capital, Funding & Liquidity

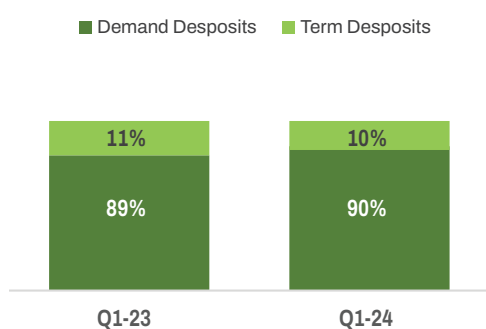
Capital Adequacy Ratio²



Leverage Capital Ratio³



Deposit Mix



- Our Balance Sheet remained strong, as deposits increased by 9.6%. The contribution of demand deposits to the deposit mix increased to 90%, while term deposits accounted for the balance of 10%.
- Loan to deposit ratio is at 57.3%.
- Capital Adequacy Ratio (CAR) in Q1-24 was 21.9%, 70bps above Q1-23 CAR.
- Our Leverage Capital Ratio (LCR) in Q1-24 was 8.2%, 40bps higher than Q1-23.
- Both the Capital Adequacy Ratio and Leverage Capital Ratio remain well above minimum regulatory requirements.

Footnotes

¹Transition to the new accounting standard IFRS 17 (Insurance contracts), came into effect on 1 January 2023.

²Capital Adequacy Ratio, based on Bank of Papua New Guinea prudential standards.

³Leverage Capital Ratio, based on Bank of Papua New Guinea prudential standards.

For Further Information

INVESTOR RELATIONS

Email: Investor.Relations@bsp.com.pg

PUBLIC RELATIONS

Email: pr@bsp.com.pg

INVESTOR CENTRE

www.bsp.com.pg/investor-relations

This announcement was authorised for release by Paul Lee-Bernstein, Head of Strategy and Investor Relations.

Disclaimer

NOT FOR PUBLICATION OR DISTRIBUTION, DIRECTLY OR INDIRECTLY, IN OR INTO THE UNITED STATES

This quarterly update has been prepared and issued by BSP Financial Group Limited (the "Company"), and may not be reproduced in whole or in part, nor any of its contents be disclosed to any other person without the prior written consent of the Company. This disclosure covers this information and any subsequent sharing and/or reprint of this information.

This announcement is provided by the Company for general information purposes only, without taking into account any recipient's personal objectives, financial situation or needs. It should not form the basis of or be relied on by the recipient in considering the merits of any particular transaction and does not purport to contain all of the information that an interested party may desire. This announcement does not purport to be all-inclusive or to contain all of the information that may be relevant to the announcement. This announcement is given in a summary form and does not purport to be complete.

It is not an offer to buy or sell, or a solicitation to invest in or refrain from investing in, any securities or other investment product. Nothing in this announcement constitutes investment, legal, tax, accounting or other advice, recipient must conduct their own independent investigations and where professional advice is required, the recipient is required to obtain the relevant professional advice. This announcement has not been filed, lodged, registered, reviewed or approved by any regulatory authority in any jurisdiction and recipients of this announcement should keep themselves informed of, and comply with and observe, all applicable legal and regulatory requirements.

The Company and its related bodies corporate and other affiliates, and their respective officers, employees, advisors, representatives, consultants and agents ("Relevant Parties") make no representation or warranty, expressed or implied, as to, and no reliance should be placed on, the fairness, accuracy, completeness, timeliness or reliability of the contents. To the maximum extent permitted by law, none of the Relevant Parties accept any liability (including, without limitation, any liability arising from fault of negligence on the part of any of them) for any loss whatsoever arising from the use of this presentation or its contents or otherwise arising in connection with it or as a result of any omission, inadequacy or inaccuracy herein.

This announcement may contain forward-looking statements, forecasts, estimates and projections ("Forward Statements"). No independent third party has reviewed the reasonableness of any such statements or assumptions. No representation or warranty is made that the assumptions on which the Forward Statements are based may be reasonable or accurate.

The recipient acknowledges that no person is intended to act or be responsible, implied or otherwise, to the recipient, its management, stockholders, creditors or any other person. By using this announcement the recipient expressly disclaims any fiduciary relationship with any person and agrees that the recipient is responsible for making its own independent judgements with respect to any transaction and any other matters regarding this announcement.

The Company is not authorised under the Banking Act 1959 (Cth) (the "Banking Act") and is not supervised by the Australian Prudential Regulation Authority. The Company's products are not covered by the depositor protection provisions in section 13A of the Banking Act and will not be covered by the financial claims scheme under Division 2AA of the Banking Act.